



**THE TOUGHEST  
PERFORMER**  
« FOR YOUR FIELD »

**WT 90**



4 CYLINDER TURBO  
CHARGED ENGINE

12F+12R SYNCHROMESH  
TRANSMISSION

HEAVY LIFT  
CAPACITY

POWER  
STEERING

HEAVY DUTY  
2WD/4WD







**COST  
EFFICIENT**  
MECHANICAL TRACTORS











MADE OF  
**REAL  
STEEL**

STRATEGIC  
COLLABORATION  
WITH  
**YANMAR**

**THE TOUGHEST  
PERFORMER  
« FOR YOUR FIELD »**


**WT 90**

FEATURES	Sonalika WT 90 (4WD)
<b>ENGINE</b> 	
Engine Type	ITL Engine (4105FLT)
HP Category	90
No. of Cylinders	4
Aspiration	Turbo charged with intercooler
Cubic Capacity (cc)	4087
Rated RPM	2200
Air cleaner	Dry Type
Cold Start	Standard
Max Torque (nm) (+/- 5%)	339 @1300
Exhaust	Underhood Downdraft Silencer Underhood Upward
<b>TRANSMISSION</b> 	
Drive	4WD
Clutch	Double Clutch
Gearbox	12F+12R
Transmission	Synchronmesh
<b>SPEED (FORWARD)</b> 	
Maximum Speed (Km/Hr)	34.87
Minimum Speed (Km/Hr)	1.62
<b>BRAKES</b> 	
Brakes	Oil Immersed Brakes
Type of actuation	Mechanical
Parking Brake	Independent Type

FEATURES	Sonalika WT 90 (4WD)
<b>DIFFERENTIAL LOCK</b> 	
Differential lock	Mechanical, Foot Operated
<b>PTO</b> 	
PTO (RPM)	540/540E (Standard)   540/1000 (Optional)
PTO (Actuation)	Mechanical
<b>STEERING</b> 	
Steering	Power
<b>ELECTRICAL</b> 	
Battery	12V 110 AH
Alternator	12V, 36Amps
Seven pin trailer socket	Standard
<b>HYDRAULICS</b> 	
3 point linkage	CAT-II
Stay Bars	Adjustable
Hydraulic Lifting Capacity (Kg)	2500 (3000 Optional)
Auxiliary Hydraulic circuit	2DA/2SA
Lift Rods	Standard
<b>SAFETY SWITCH</b> 	
Clutch Safety Switch	Standard
PTO Safety Switch	Standard
Neutral Safety Switch	Standard
<b>CAPACITY (LTRS)(+/-5%)</b> 	
Fuel tank (Ltr)	75
<b>TURNING RADIUS</b> 	
Without Brakes (m)	LHS-6.13, RHS-6.18
<b>TYRE</b> 	
Front	12.4*24
Rear	18.4*30
<b>DIMENSION &amp; WEIGHT(+/-5%)</b> 	
Weight(kg)	3565
Wheel Base (mm)	2340
Total Length (mm)	4037-4390
Total Width (mm)	2400
Height (mm) up to ROPS	2803 (ROPS)
Min. Ground Clearance (mm)	398
Front Track (mm)	1670
Rear Track (mm)	1508

**SONALIKA FAMAG**



FEATURES	Sonalika WT 90 (4WD)
<b>OTHERS</b> 	
Fuel Indicator gauge	Standard
Front Tow Hook	Standard, inbuilt in front weight
Front & Rear Weights with Std. Ballast	Optional Front Weights: Option 1 : 72 + 6*31 Kg Option 2 : 72 + 8*31 Kg Option 3 : 72 + 10*31 Kg Optional Rear Weights: Option 1 : 1*34 On Each Wheel Option 2 : 2*34 On Each Wheel
Trailer Hitch	Swinging Drawbar
ROPS	Standard
HVAC Cabin	Optional

\*Since product improvement is a continuous process, specification and details provided are subject to change without prior notice. E&OE, Please correlate with latest updates, accessories shown may not be part of standard product.

**DEALER STAMP**



**SONALIKA FAMAG S.P.A**

Address: Industrial Area, N7, Sidi Bel Abbès, Algeria, Phone: +213(0)48 70 35 03

URL: <https://sonalika-famag.com>